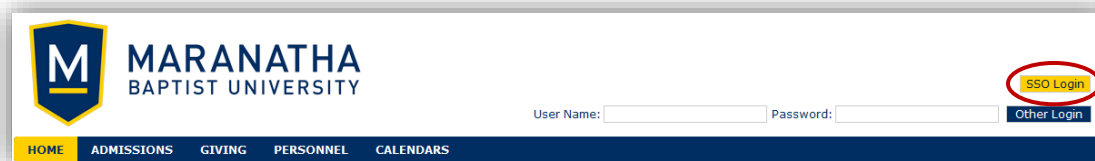


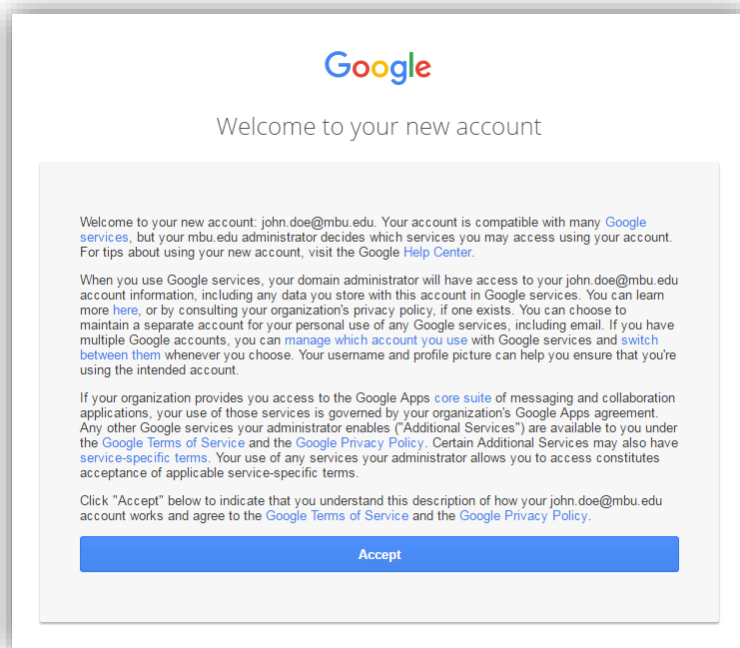
Accessing YouTube from On-Campus

How to access YouTube with content filtering enabled (allows videos approved by SLO)

1. Log in to MyMaranatha with the SSO Login option in the top-right.



- This will automatically log you in to Google Apps and YouTube.
 - If you don't see the SSO Login button, refresh the browser or clear the browser cache.
 - You can also proceed directly to YouTube by using [this SSO link](#) (You may want to bookmark this).
2. If you haven't already, accept Google's terms of service [here](#). This needs to be done only once.

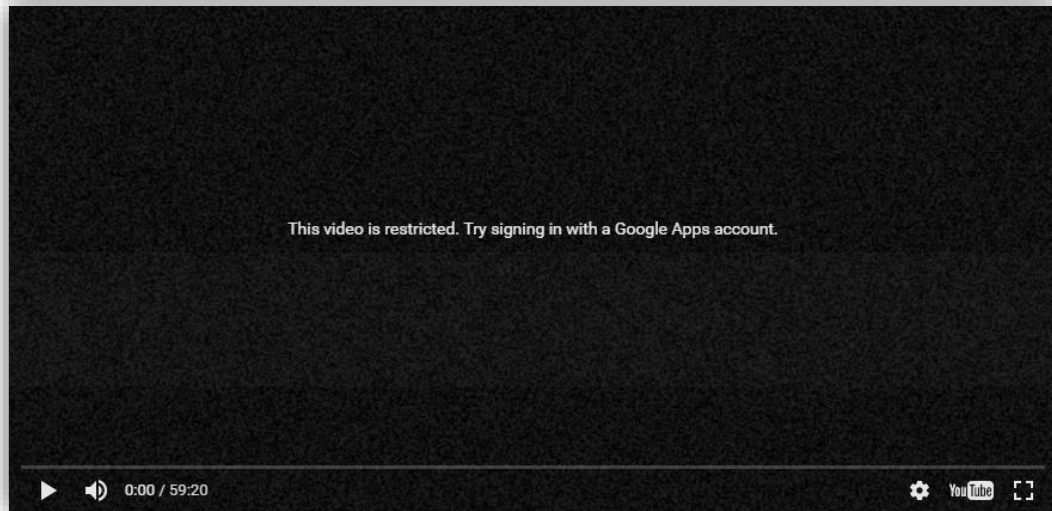


3. Navigate to the desired class recording or other YouTube video.

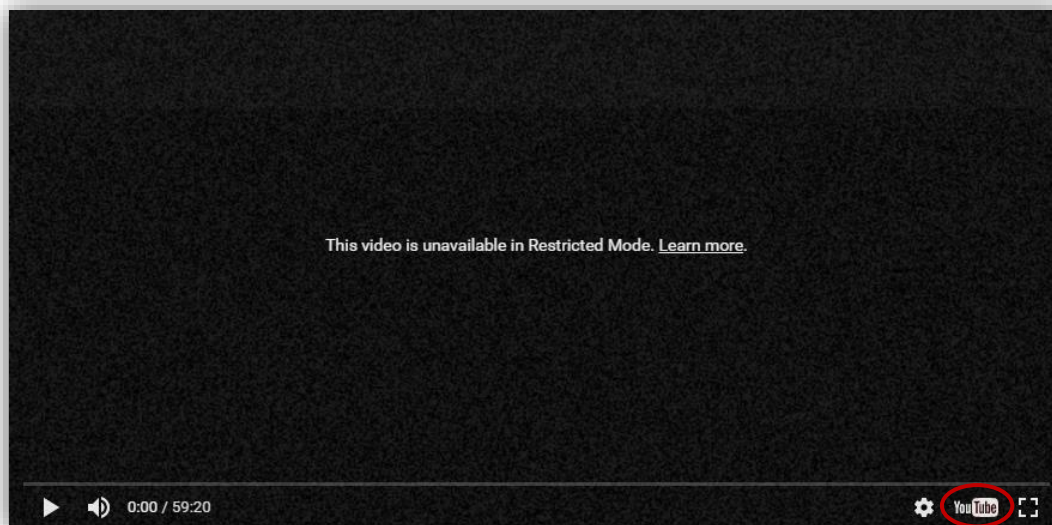
(Continued)

Troubleshooting

- If you see the message below, please make sure that you have logged in with SSO and have agreed to Google's terms of service.



- If you see the message below for a class recording, click the YouTube link at the bottom to open the approved video. (This is a workaround for a known issue with embedded YouTube videos.)



- If you still cannot access a class video on YouTube, please contact your instructor. For questions about other YouTube content, please contact the Student Life Office.