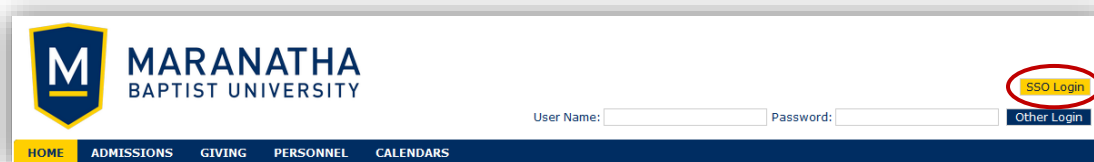


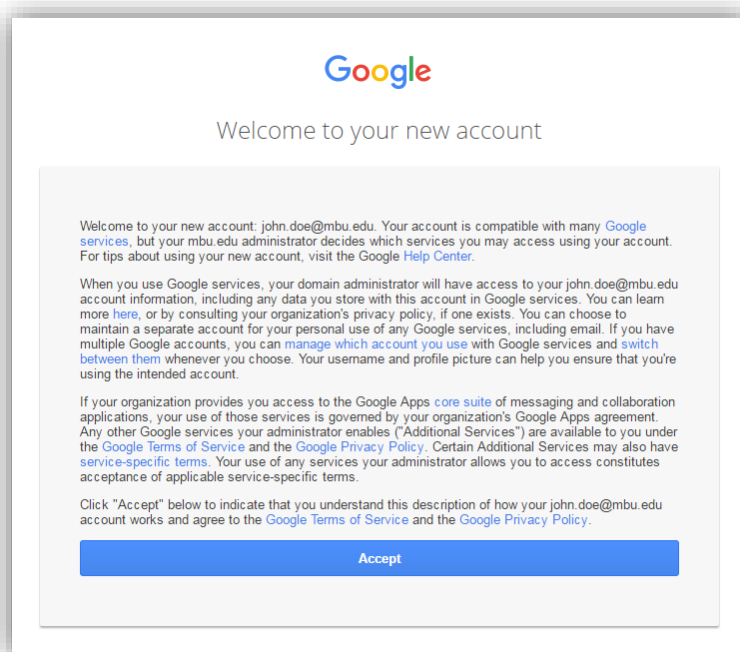
Accessing YouTube from On-Campus (Faculty/Staff)

How to access YouTube (full access)

1. Log in to MyMaranatha with the SSO Login option in the top-right.



- This will automatically log you in to Google Apps and YouTube.
 - If you don't see the SSO Login button, refresh the browser or clear the browser cache.
 - You can also proceed directly to YouTube by using [this SSO link](#) (You may want to bookmark this).
2. If you haven't already, accept Google's terms of service [here](#). This needs to be done only once.

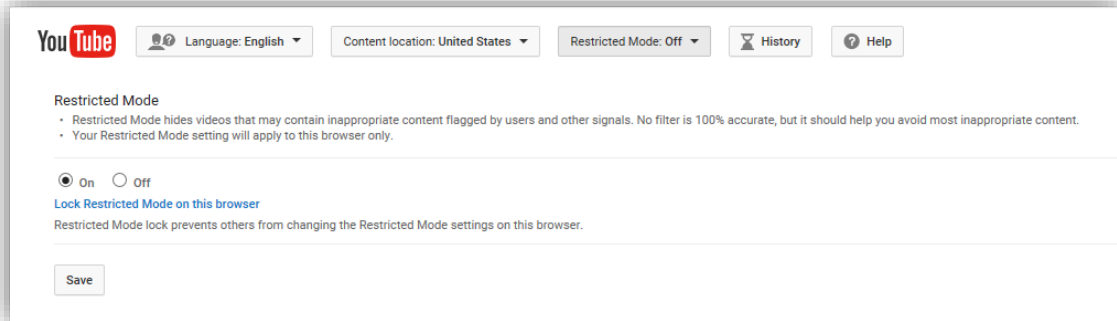


3. Navigate to the desired YouTube video.

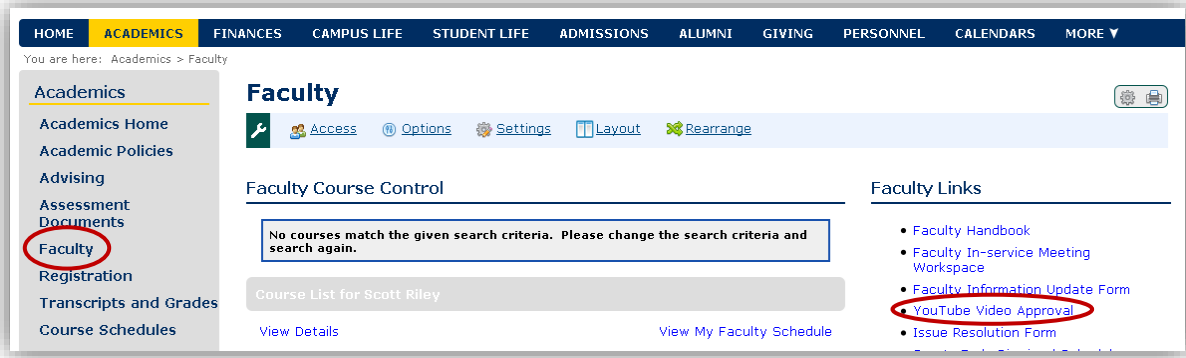
(Continued)

Notes for Faculty

- If you want to check to see if a video would be restricted for students, you can turn Restricted Mode on (or off) at the bottom of the YouTube page.



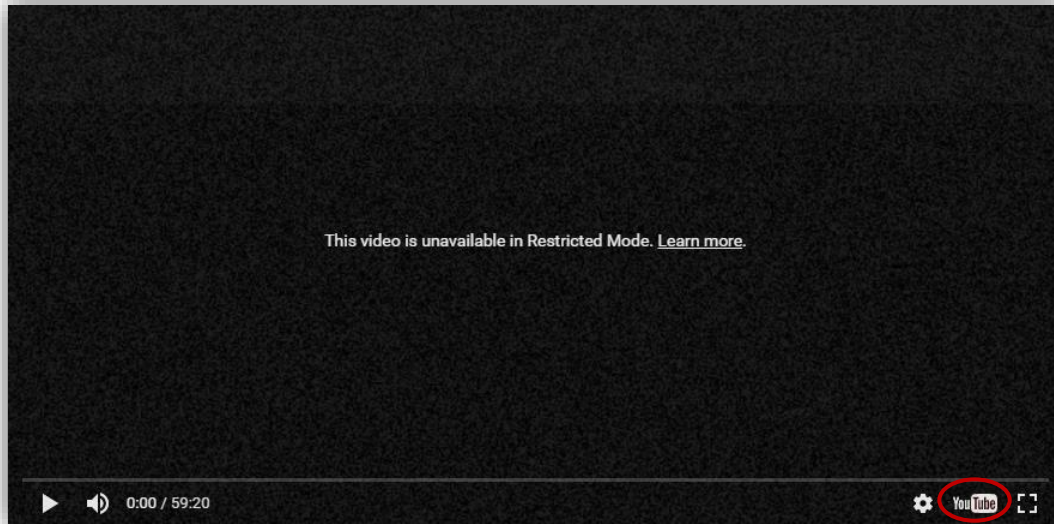
- To submit a video for approval, go to MyMaranatha -> Academics -> Faculty -> YouTube Video Approval and complete the form. (YouTube videos that were approved by the Student Life Office in the past are already approved.)



(Continued)



- There is a known issue with some embedded YouTube videos that have been approved. If your students see the message below for a classroom recording or other approved video, they should click the YouTube link at the bottom to open that video. **This could potentially be a problem if you embed YouTube videos in quizzes/tests.**



Troubleshooting

- If you see the message below, please make sure that you have logged in with SSO and have agreed to Google's terms of service.

